



PLEASE READ REMINDERS AT THE BACK (BASAHIN ANG PAALAM SA LIKOD)

LEFT (KALIWA) 		RIGHT (KANAN) 	
THUMBMARK			
I hereby certify that the above information are true and correct. (Ako ay nagpapalunay na ang akting mga ismaad ay totoo at tama.) Signature (Lagda) _____			
CHILDREN (MGA ANAK) DATE OF BIRTH (KAPANGANYAKAN) m m d d y y		5 4 3 2 1	
OTHER BENEFICIARIES (IF WITHOUT SPOUSE, CHILD OR PARENT) (IBANG MAKIKINABANG: KUNG WALANG ASAWA, ANAK O MAGulang)		1 2 3 4 5	
NAME (PANGALAN) RELATIONSHIP (RELASYON)		1 2 3 4 5	
FATHER (AMA) MOTHER (INA)		SPOUSE (ASAWA)	
BENEFICIARIES (MAKIKINABANG)			
SEX (KASARIAN) <input type="checkbox"/> MALE (LALAKI) <input checked="" type="checkbox"/> FEMALE (BABAY)		DATE OF BIRTH (KAPANGANYAKAN) m m d d y y	
CIVIL STATUS (KATAYUANG SIBIL) <input type="checkbox"/> SINGLE (MAY ASAWA) <input type="checkbox"/> MARRIED (MAY ASAWA) <input type="checkbox"/> WIDOWED (BALO)		ADDRESS (NO. & STREET; CITY/TOWN & PROVINCE) (TIRAHAN: BILANG AT KALYE, LUNGSOD/BAYAN AT LALWIGAN)	
SURNAME (PANGALAN) GIVEN NAME (PANGALAN) MIDDLE NAME (GITNANG PANGALAN)		POSTAL CODE	
SS NUMBER 06-2654761-3		SOCIAL SECURITY SYSTEM PERSONAL RECORD (Please Use Black Ink Only) (Gumamit ng Ilim na Itim Lamang)	




E-1 (Rev. 08/94)

* This card bears your permanent Taxpayer Identification Number (TIN). Always indicate your TIN on all returns, documents filed with the BIR.

* Report immediately to your Revenue District Officer the loss of this card and change of name or address.

* Any person who secures and / or uses more than one TIN shall be criminally liable and shall be punishable by fine and imprisonment.

011685148



SIGNATURE

TIN: 246-640-421-000
SITIO KATANGKUNGAN 2, BASAK
CEBU CITY
CEBU
BIRTH DATE: 06/15/1985
ISSUE DATE: 07/15/2016


ALBIA, JOANNA MARIE VERGARA

REPUBLIC OF THE PHILIPPINES
DEPARTMENT OF FINANCE
BUREAU OF INTERNAL REVENUE



www.pag-big.fund.gov.ph

- Present this card when requesting of discounts or rewards.
- Use of this card is governed by Terms and Conditions embodied under Pag-BIG Fund's agreements with its partner establishments and in the Pag-BIG Loyalty Card Agreement. This card is non-transferable.
- If found, please return to any Pag-BIG Fund branch or call (02) 724-1244 (standard rates apply).



1. The number on this card is your permanent PhilHealth Number
2. Use the name and PhilHealth Number as indicated in this card in all your transactions with PhilHealth.
3. In case of loss of this card, please notify PhilHealth and apply for a replacement. Do not apply for a new number.

IMPORTANT

